



Welcome to the UO!



Fall 2019 Transfer Student Advising Workshop



Office of Academic Advising

Overview



This Workshop:

- Understand your academic team
- Understand your degree requirements
- College Knowledge

Next:

- Attend your advising appointment
(*see badge*)
- Register for classes
- Enjoy participating in the many info sessions offered!

Introductions



What interests or excites you about studying at the University of Oregon?

What might be some challenges or concerns?





Build Your Academic Team

- College/School Advising
- Center for Multicultural Academic Excellence (CMAE)
- Office of Academic Advising
- TRIO-Student Support Services (SSS)
- Tutoring and Academic Engagement Center
- Accessible Education Center (AEC)
- Career Center
- Veterans Affairs Office






Academic Advising

What is the
role of
advising?



Reminders



Check your
UO Email regularly

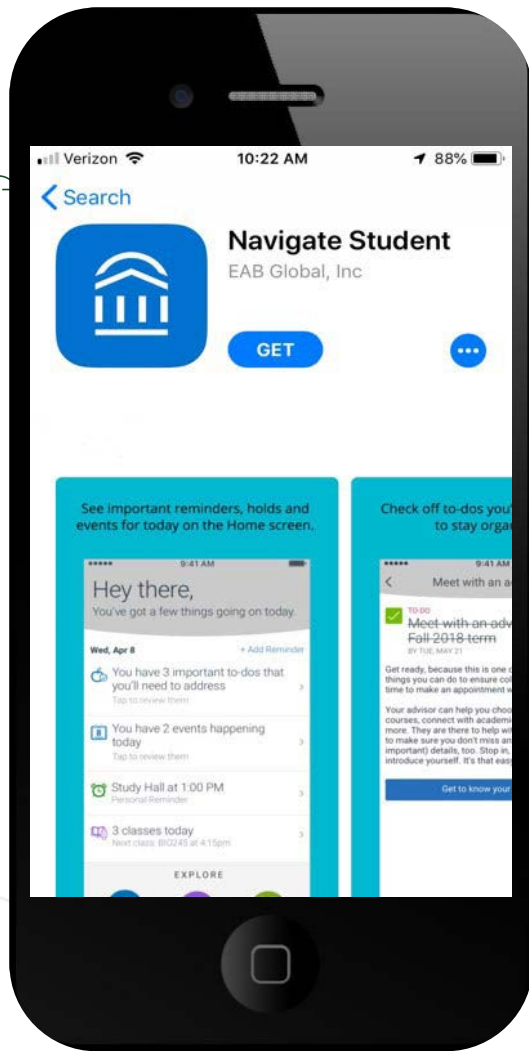


Update your local
mailing address

Send in ALL final official transcripts!


O

Download the UO app EAB Navigate Student!



It's now easier to stay on track.


*Search for **EAB Navigate Student** in App Store and Google play*



Academic Tools in DuckWeb

DuckWeb Information System

Welcome to DuckWeb!

 DuckWeb is unavailable Friday evenings from 7pm to 9pm for routine maintenance.

To Login: Enter your UO ID number (do not enter dashes) and your Personal Access Code (PAC), then click on the Login button.

First-time Users: Use the UO ID and initial PAC provided to you by the University of Oregon. Once you log in, for security reasons, DuckWeb prompts you to change your PAC and to activate a security question which will help you manage your account. Click on the HELP button above the login fields.


Forgot your Personal Access Code (PAC)? Don't guess! Enter your UO ID number (no dashes) and click the "Forgot PAC?" button. Follow the prompts to create a new PAC and answer your security question (or if you never created one), further instructions will follow..

UO ID:

PAC:

Login

Forgot PAC?

 **REMEMBER**, especially if you are using a public computer, to Log Off by clicking **EXIT** and then close your browser. Do not use the forward/back buttons on your browser unless specifically directed to do so. For security reasons, DuckWeb requires cookies.



UNIVERSITY OF OREGON

DuckWeb Information System

Personal Information

Admissions Menu

Student Menu

Financial Aid Menu

Proxy Access

NAME:of



Undergraduate students and others who are medically at-risk: Meningitis B vaccination efforts continue. You can get a first or second dose of the vaccine at the University Health Center or any Safeway, Albertsons, or Walgreens pharmacy.

Not sure if your first dose of vaccine was Trumenba or Bexsero? Visit [Meningitis B Vaccination Frequently Asked Questions](#) to find out which dose you received and where to get your second dose.



Admissions Menu

Admission Application Status, Orientation & Advising Programs, Financial Aid, Housing Application



Student Menu



Personal Information

Click here to participate in the new UO Alert! text notification system.



Course Evaluations

RELEASE: 8.7

© 2015 Ellucian Company L.P. and its affiliates.



Records & Registration

[Print Enrollment Verification](#)

[View Holds](#)

[View Transfer Evaluation Report](#)

[Registration Menu](#)

[Student Class Schedule](#)

[Degree Guide - **Interactive**](#)

Update your degree guide and run what-if guides

[View Degree Guide - PDF](#)

[Apply for Undergraduate Degree](#)

[Apply for Law Degree](#)

[View Degree Application Status](#)

[Grades & Transcripts Menu](#)

[View Placement Test Scores](#)

[View General Student Information](#)

[Update General Student Information](#)

Financial Aid

[Financial Aid Information Menu](#)

Business Affairs/Student Billing

[QuikPay® Student Billing Account](#)

[View Account History](#)

[Direct Deposit](#)

[Stipends and Reimbursements](#)

[Tax Notification - 1098-T](#)

[Billing Account Terms and Conditions](#)

(Revolving Charge Agreement)

[Title IV Authorization](#)

Authorize financial aid to pay other charges on the university bill

Housing

[Housing Menu](#)

[Health Center Menu](#)

Access myUOHealth, a Patient Portal to manage required immunizations, etc.



Transfer Summary by Institution		
Transfer Institution	Transfer Hours	Accepted Hours
Washington State University	40.50	40.50
Total Credits:	40.50	40.50
Deduction Comment(s)		
Excess Credits Deducted:		0.00
Total Credits Accepted:		40.50

Washington State University											
Transfer Courses					U of O Equivalent						
Term	Subj	Crse	Title	CR	GR	Subj	Crse	Title	GS	CR	Repeat
19S	BIOL	101	Biology of Humans	3.00	C+	BI	1xxT	Science Group	>3	4.50	
19S	ECON	101	Fund of Microeconomics	3.00	C+	EC	201	Intro Econ Analy Micro	>2	4.50	
19S	ENGL	101	College Composition	3.00	B	WR	1xxT	English Composition		4.50	
19S	FINE	110	Drawing	3.00	B	ART	233	Drawing I		4.50	
19S	HUMA	101	Humanities Ancient World	3.00	A	HUM	1xxT	Arts & Letters Group	>1	4.50	
Transfer Total:				15.00	Equivalent Total:					22.50	

Build a Schedule

BUILD YOUR FIRST-TERM SCHEDULE

Follow the steps on the following pages to create a list of possible courses (include subject code, course number, and titles) you wish to take in your first term. You will work with your academic advisor to select courses from this list that you will take next term. Most students register for four courses (16 total credits) each term. For assistance in using DuckWeb and registering for courses, see page 25.

Steps to consider	Courses and questions
1. First-Year Interest Groups (FIGs), Academic Residential Communities (ARCs), and Runways Transfer students should skip step 1. If you are registered for or are considering a first-year interest group (FIG), list each course (e.g., World within Us: ANTH 161 Introduction to Cultural Anthropology, PSY 202 Mind and Society, ANTH 199 College Connections). See pages 30–31 for the list of FIGs.	
Transfer Students If you have <ul style="list-style-type: none"> • completed all the writing requirements, skip step 2 and proceed to step 3 • earned credits for only WR 121, complete step 2; you are eligible to register for WR 122 or 123 	
2. Writing List the writing courses you are eligible to take. See page 11 to determine which writing course to take first.	
3. Second Language List the language course(s) you would like to take. See pages 12–13 to determine if you must take a language placement test.	Example: JPN 101 First-Year Japanese
4. Mathematics/Computer and Information Science List the mathematics course(s) you would like to take. See pages 14–15 to determine if you must take a mathematics placement test.	Example: MATH 105 University Mathematics I
5. Area-Satisfying Choose several courses from each of the core education area-satisfying areas that appeal to you. Transfer students: Choose courses for remaining core education area requirements. See page 16.	Examples: HUM 101, PHIL 123, GEOL 101
6. US: Difference, Inequality, Agency (US); Global Perspectives (GP) Choose several courses from each of the core education multicultural categories that appeal to you. Transfer students: Choose courses for remaining core education US and GP requirements. See page 16.	US example: MUS 270 History of the Blues GP example: ENG 107 World Literature
7. Majors Choose a course in your major or majors that you wish to explore. See page 18.	
8. Explore Possibilities Without considering specific requirements, list courses or subject areas you would enjoy. See page 17 (electives). See page 30 (first-year opportunities).	

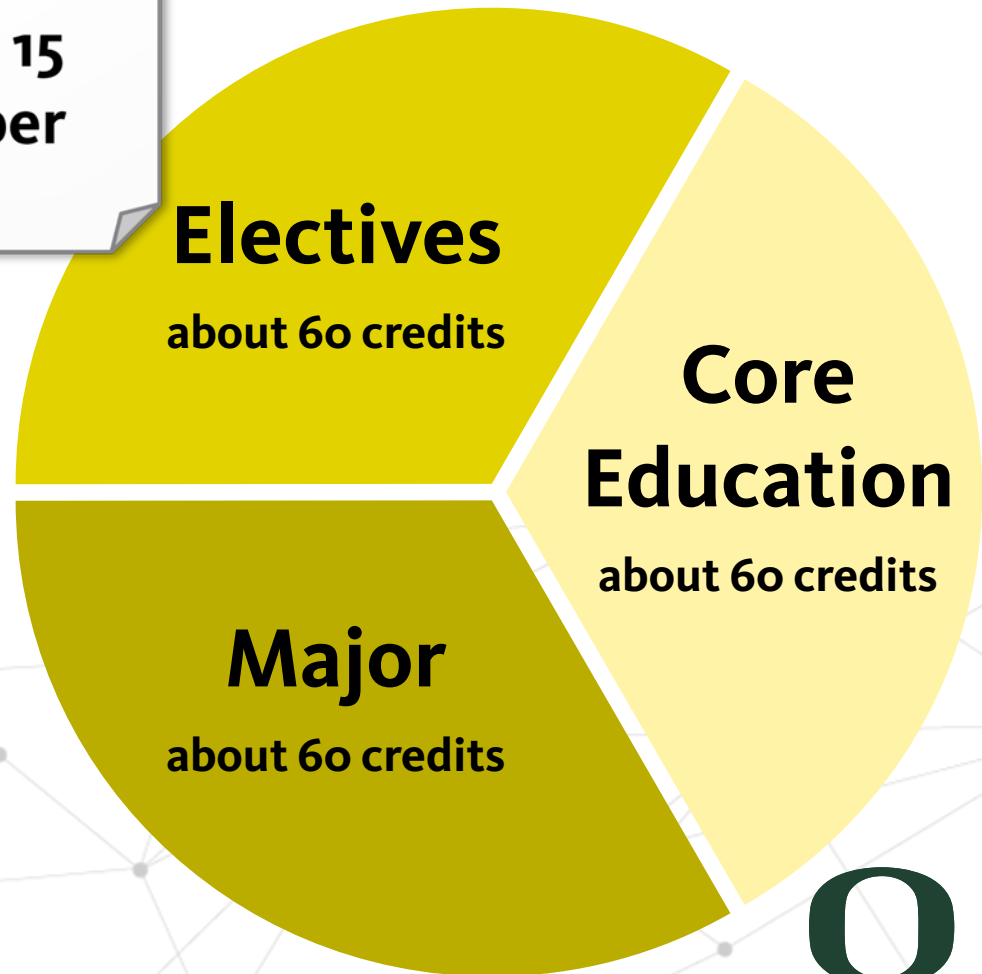
Understanding Your UO Degree

180
total credits
(except ARCH)

Average 15
credits per
term

45
credits each
year

62
credits of
Upper Division



Records & Registration

[Print Enrollment Verification](#)

[View Holds](#)

[View Transfer Evaluation Report](#)

 [Registration Menu](#)

 [Student Class Schedule](#)

[Degree Guide - **Interactive**](#)

[Update your degree guide and run what-if guides](#)

[View Degree Guide - PDF](#)

[Apply for Undergraduate Degree](#)

[Apply for Law Degree](#)

[View Degree Application Status](#)

 [Grades & Transcripts Menu](#)

[View Placement Test Scores](#)

[View General Student Information](#)

[Update General Student Information](#)

Financial Aid

 [Financial Aid Information Menu](#)

Business Affairs/Student Billing

[QuikPay® Student Billing Account](#)

[View Account History](#)

[Direct Deposit](#)

[Stipends and Reimbursements](#)

[Tax Notification - 1098-T](#)

[Billing Account Terms and Conditions](#)

[\(Revolving Charge Agreement\)](#)

[Title IV Authorization](#)

[Authorize financial aid to pay other charges on the university](#)

Housing

[Housing Menu](#)

O

DEGREE GUIDE

Millennium / 950000002

Audits ▾

Millennium, Robert Y
Bachelor of Arts

Request Audit

Prepared On

05/28/2019 04:46 PM

Audit Results

Course History

☒ Open All Sections

☐ Close All Sections

 Printer Friendly

Catalog Term: Fall 2012

Last Complete Term: Fall 1989

Major(s): English

Advisor(s): Brian Lowery, Registrar's Office

REQUIREMENTS ARE LISTED BELOW



About Your Degree Guide

This report summarizes your academic progress toward satisfaction of University requirements. Recent grade changes, major changes, degree changes, etc. may not be reflected. Please note date and time of degree guide above.

UNIVERSITY AND GENERAL EDUCATION REQUIREMENTS



180 Credits

EARNED: 110.50 CREDITS

NEEDS: 69.50 CREDITS



2.00 University of Oregon GPA

EARNED:

3.63 GPA



University Requirements



NO - 62 Upper Division Credits

Credit for courses numbered 300-499 count toward this requirement once the credit is earned.

Credit for courses numbered 000-299 are considered Lower-Division and do not count toward this requirement.

100 or 200 level courses used to satisfy major/minor upper-division course requirements will not be counted toward this university requirement.

8.00 CREDITS EARNED

NEEDS: 54.00 CREDITS



NO - UO Residency Credits

After completing 120 of the required 180 credits, you must complete at least 45 credits at the University of Oregon.

NEEDS: 45.00 CREDITS



NO - 168 ABCDP* Credits

Student must earn 168 transfer or University of Oregon credits with grades of A, B, C, D, or P*. Credits earned in courses offered only pass/no pass use the P* designation.

106.50 CREDITS EARNED

NEEDS: 61.50 CREDITS

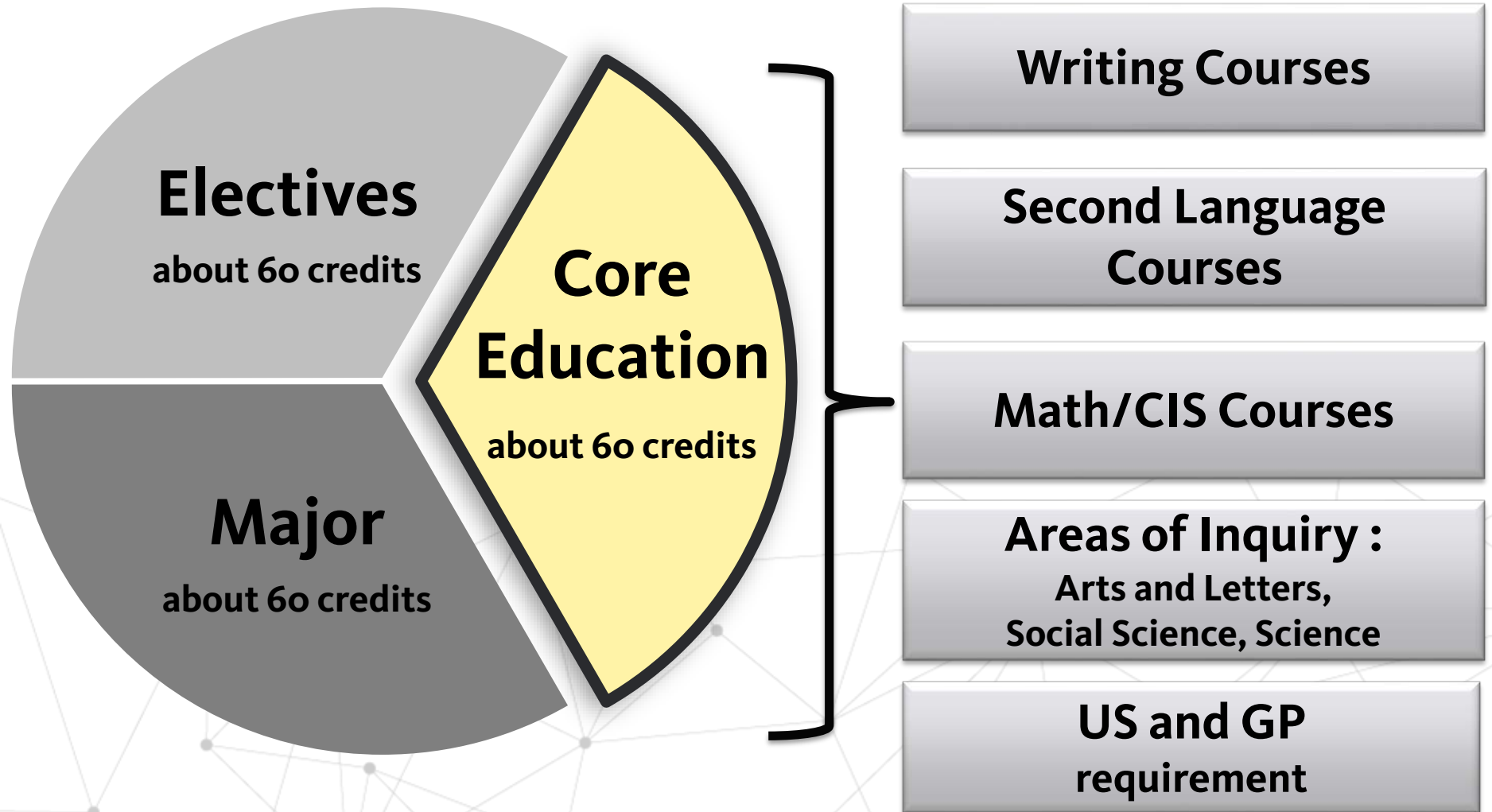


NO - 45 ABCD Credits at UO

32.00 CREDITS EARNED

NEEDS: 13.00 CREDITS

Core Education





Core Education

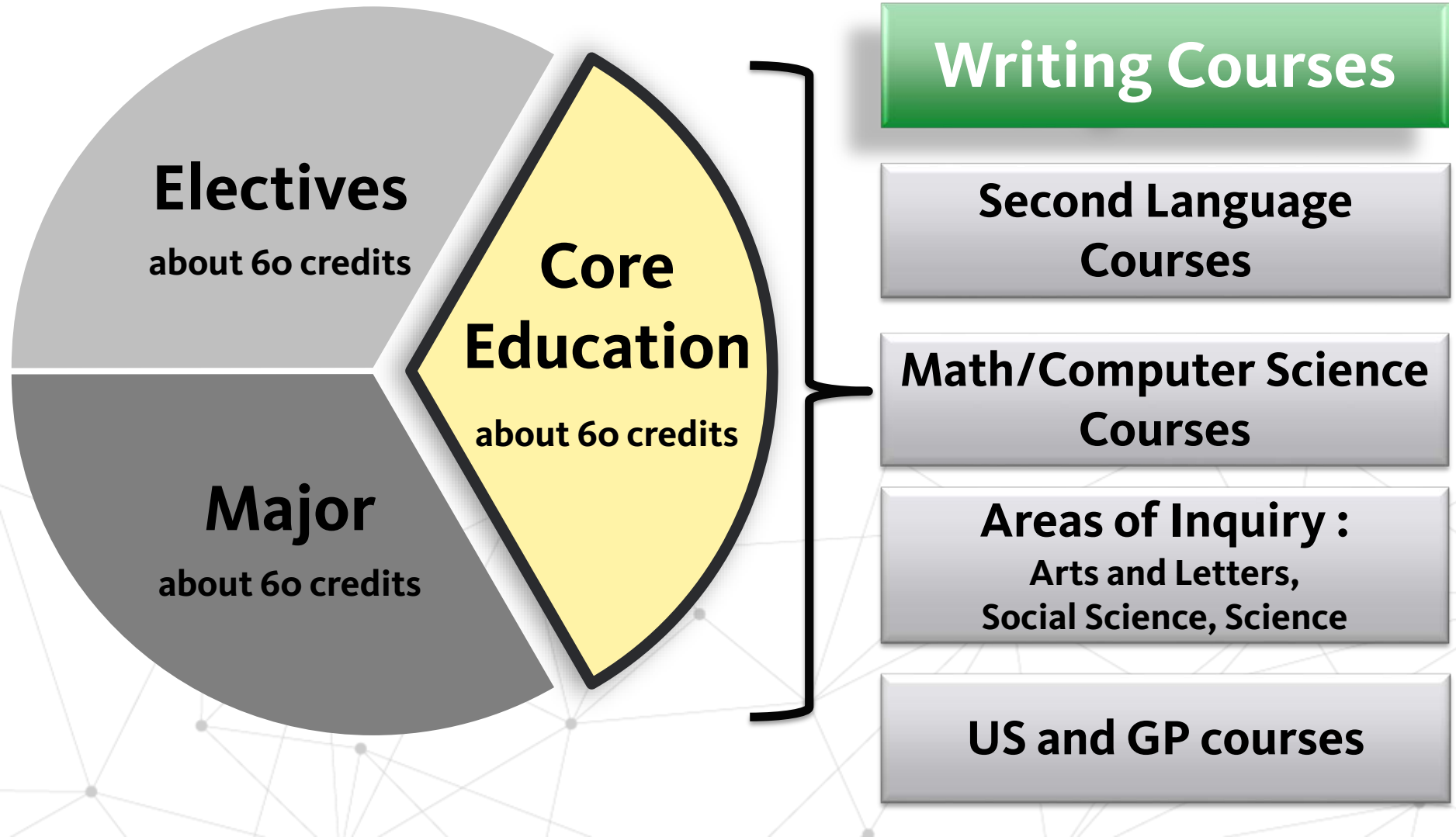
What interests you?

93% of employers agree capacity to think critically, communicate clearly and solve complex problems is more important than major.

80% of employers agree that, regardless of major, every college student should acquire broad knowledge in the liberal arts and sciences.

O

Core Education



Writing

WR 121

WR 122

OR

WR 123



What if I have AP/IB/College Credit?

O

Writing



OK - Written English I

18W WR 121

4.00 A

College Composi I
@Portland Community College

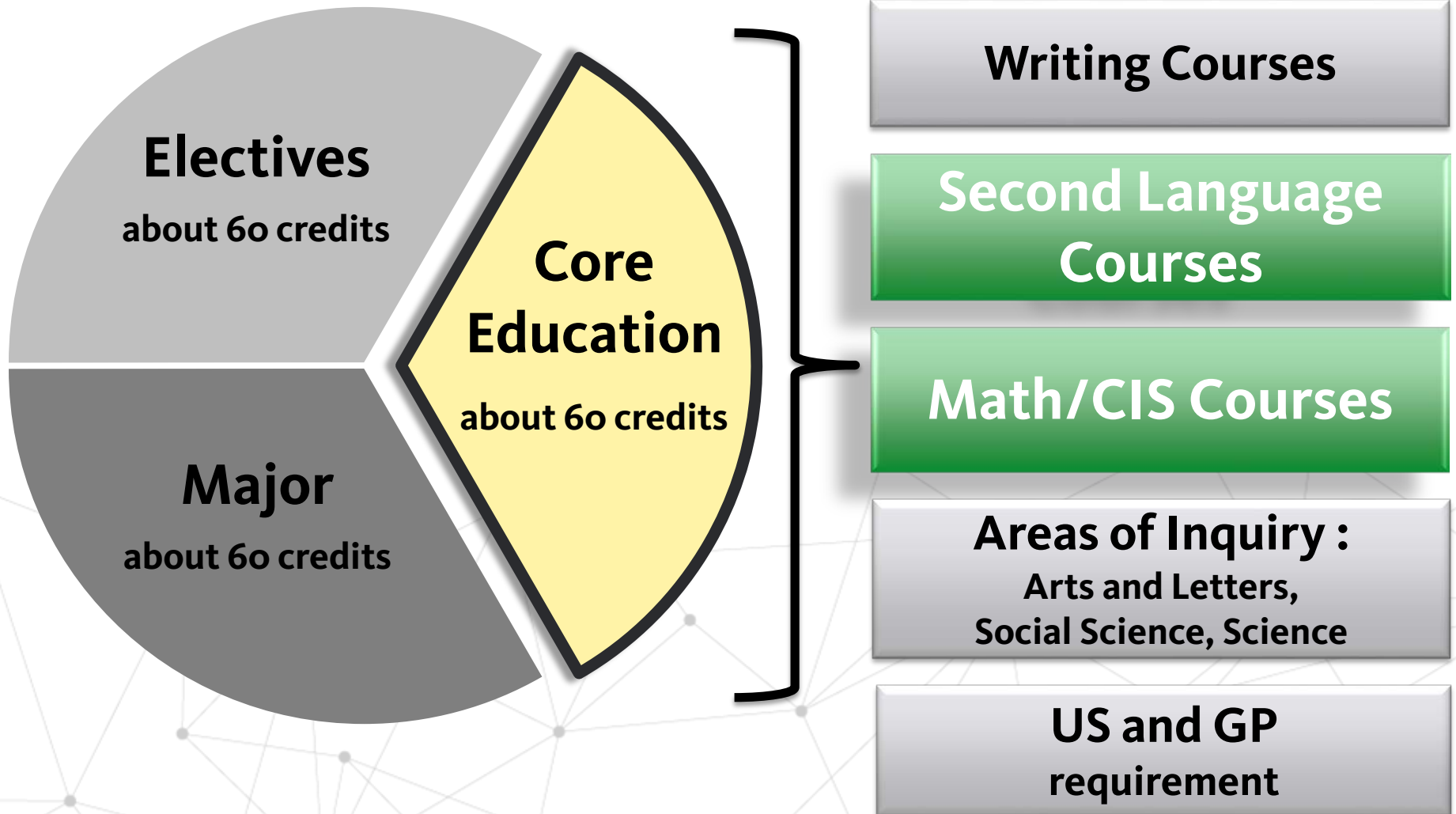
NO - Written English II

FROM: WR 122 OR 123



O

Core Education



Language



✖ Bachelor of Arts Second-Language

You must attain satisfactory completion (C-/P or better) of at least the third term, second year of a second-language course taught in the language.

Alternately, an examination, administered by the appropriate department, showing language competence equivalent to that attained at the end of two years of college study will complete the requirement.

Math/CIS



✖ Bachelor of Science Mathematics/CIS

One year of college-level mathematics or the equivalent is required. C-/P or better required.


There are many ways to satisfy this requirement. Please consult Academic Advising or your major departmental advisor to identify a sequence that best matches your unique academic needs.

THREE-COURSE OPTION: Students who have not placed beyond MATH 111 often satisfy this requirement by passing 3 courses from the following:

MATH 105, 106, 107, 111, 112, 241, 243, 425,
CIS 111, 122

O

Language and/or Math/CIS



Bachelor of Arts (B.A.)	Bachelor of Science (B.S.)
2 years of college-level second language (or equivalent proficiency)	1 year of college-level math/CIS (or equivalent proficiency)

O



Majors Requiring Language Study Include:



Art History

Asian Studies

Cinema Studies

Classics

Comparative Lit

English

**Folklore and Public
Culture**

History

Humanities

International Studies

Judaic Studies

Latin American Studies

Linguistics

Medieval Studies

**Russian and East European
Studies**




O

Languages

	Fall	Winter	Spring
Standard Year One	101	102	103
Standard Year Two	201	202	203
Intensive Year One		111 (SPAN/FR/PORT) 104 (ITAL/GER)	112 (SPAN/FR/PORT) 105 (ITAL/GER)
Spanish Heritage		SPAN 218	SPAN 228

Proficiency through “203” = Bachelor of Arts (B.A.)

Language and/or Math/CIS



Bachelor of Arts (B.A.)

**2 years of college-level
second language**

(or equivalent proficiency)

Bachelor of Science (B.S.)

**1 year of
college-level math/CIS**

(or equivalent proficiency)

O



Majors Requiring Math Study Include:



Accounting

Architecture

Biochemistry

Biology/Marine Biology

Business

Chemistry

Communication Disorders & Sciences

Computer and Info Science

Economics

Educational Foundations

Environmental Sci/Studies

General Science

GSS (Applied Econ/Business)

Earth Sciences

Human Physiology

Physics

Psychology

Sociology



O

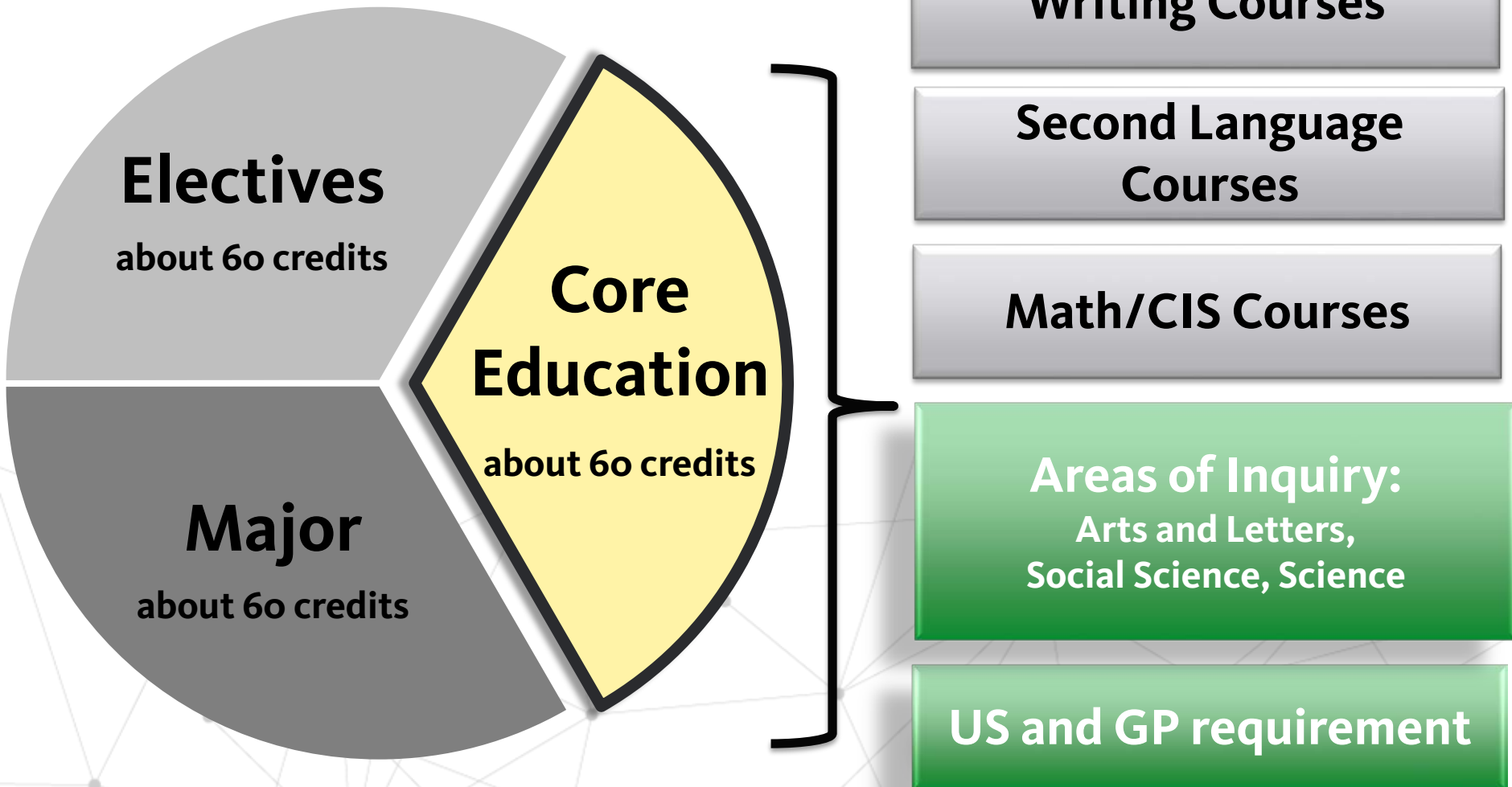
MATH/CIS



MATH 101 (elective credit)		
Sciences	Business/Econ	Other – any three
Math 111	Math 111	Math 111, 105, 106, 107, 243 and/or CIS 111, 122
Math 112	Math 241	
Math 251/246	Math 242	
Math 252/247	Math 243	

1 year of college-level math/CIS = Bachelor of Science (B.S.)

Core Education





Areas of Inquiry

- Complete 15 credits in each Area of Inquiry

Arts & Letters (>1)



Social Science (>2)



Science (>3)





Areas of Inquiry


GUIDELINES: All students must complete courses in Arts & Letters, Social Science, and Science. Each area must include:

- (1) 15 credits in approved area-satisfying courses
- (2) At least two courses with the same subject code
- **MUS/MUJ are considered as one subject code
- (3) At least one course with a different subject code

PLEASE NOTE:



You may use only three courses with the same subject code to satisfy the TOTAL 45-credit requirement.



You may use only one course in your first major to satisfy area requirements.



Courses used to satisfy the BA Language requirement or the BS Math/CIS requirement may not also be used to satisfy area requirements.

NO ARTS & LETTERS AREA REQUIREMENT

16.00 CREDITS EARNED

17F	ARH 100T	4.00	A	Arts & Letters Group @Portland Community College
18F	ENG 300T	4.00	A	Arts & Letters Group @Portland State University
17F	FLR 250	4.00	A	Intro to Folklore @Portland Community College
18F	HUM 200T	4.00	A	Arts & Letters Group @Portland State University

OK SOCIAL SCIENCE AREA COMPLETE

16.00 CREDITS EARNED

18F	HIST 210T	4.00	A	Social Science Group @Portland State University
19W	HIST 352T	4.00	A	Social Science Group, IP @Portland State University
19W	PS 110T	4.00	A	Social Science Group @Portland State University
17S	PSY 202	4.00	A	Mind and Society @Portland Community College

NO SCIENCE AREA REQUIREMENT

7.00 CREDITS EARNED

18W	PHYS 201	3.00	A	General Physics @Portland Community College
17W	PSY 201	4.00	A	Mind and Brain @Portland Community College



US and GP Requirement

- Complete one course from each category (*two courses total*)

US: Difference, Inequality and Agency (US)



Global Perspectives (GP)



US and GP Requirement



NO - US: Difference, Inequality, Agency

NEEDS: 1 COURSE

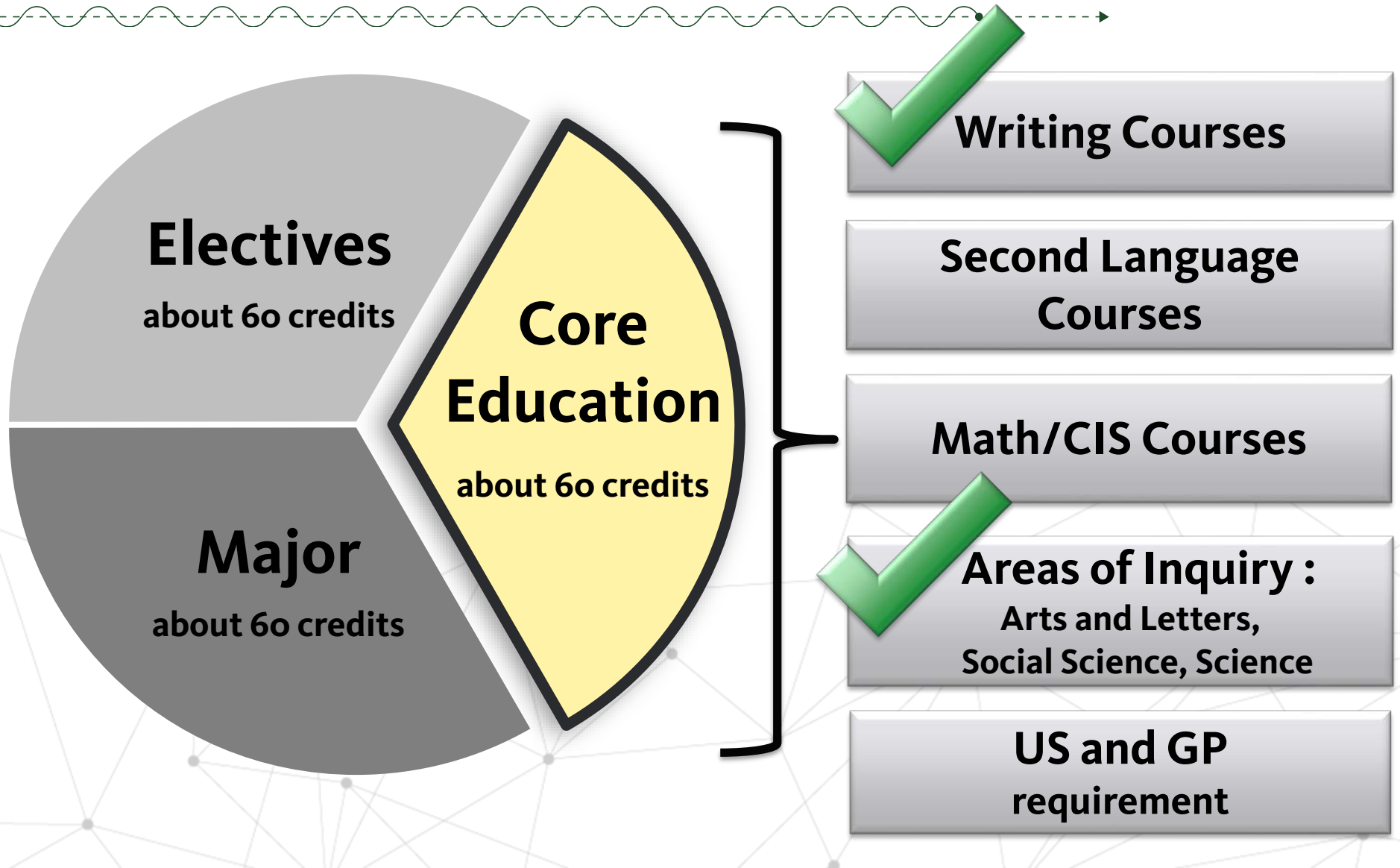
NO - Global Perspectives

NEEDS: 1 COURSE



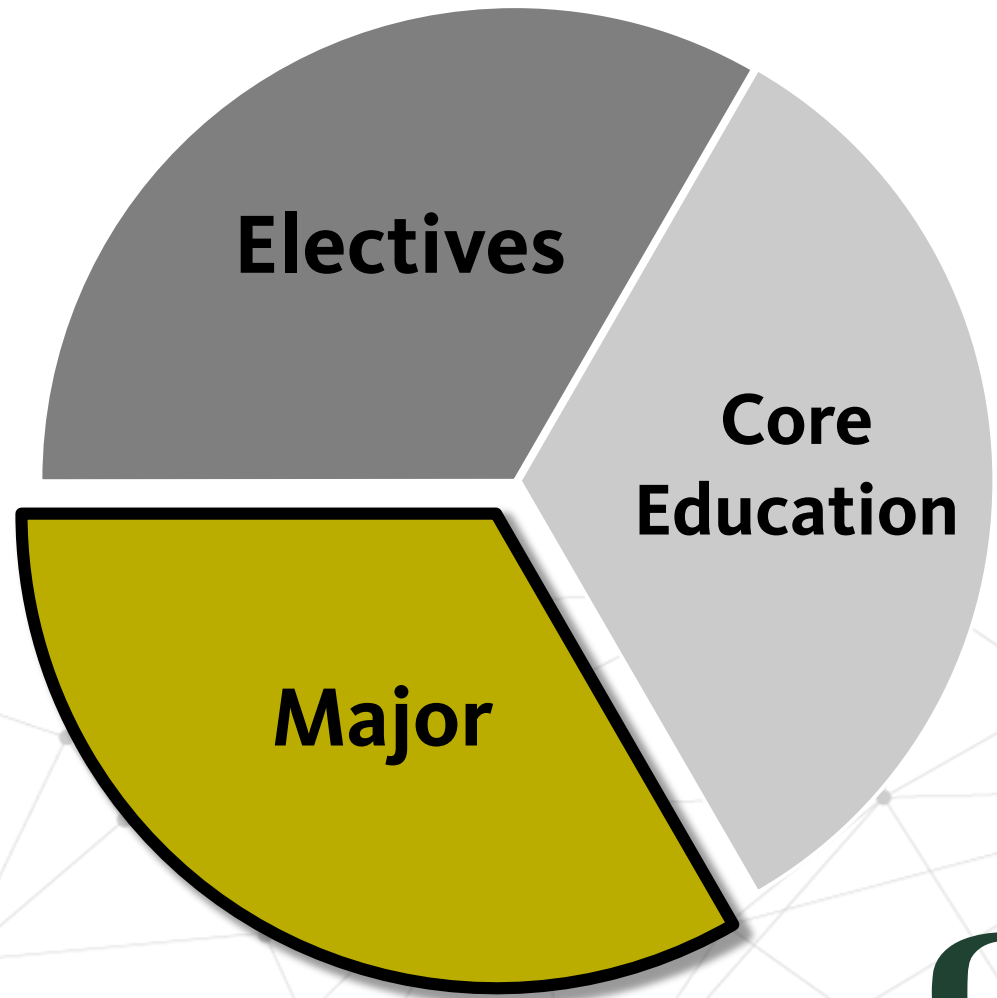
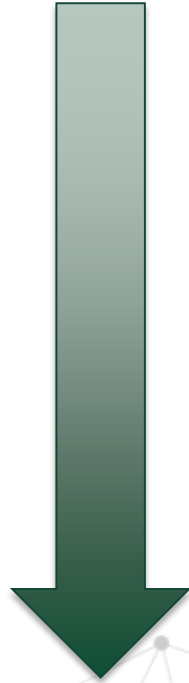
O

AAOT/ASOT Business



Major

**Depth
Of
Study**



O

2018–19 CATALOG

MAJORS

MINORS

GRADUATE MAJORS

CERTIFICATES

GENERAL-EDUCATION



The *University of Oregon Catalog* contains complete details for all academic programs offered by the university. Whether you're an enrolled student or you're considering attending the UO, this site will provide the information you need as you consider your academic goals. Go Ducks!



2018-19 CATALOG

MAJORS

MINORS

GRADUATE MAJORS

[Home](#) / [Majors](#)

Undergraduate Majors

[Accounting](#): BA, BS

[Anthropology](#): BA, BS

[Architecture](#): BArch

[Art](#): BA, BS, BFA

[Art and technology](#): BA, BS, BFA

[Art history](#): BA

[Arts management](#): BA, BS

[Asian studies](#): BA

[Biochemistry](#): BA, BS

[Biology](#): BA, BS

[Business administration](#): BA, BS

[Chemistry](#): BA, BS

[Chinese](#): BA

[Cinema studies](#): BA

[Classics](#): BA

[Communication disorders and sciences](#): BA, BS

[Comparative literature](#): BA

[Computer and information science](#): BA, BS

[Dance](#): BA, BS

[Earth sciences](#): BA, BS

[Economics](#): BA, BS

Flight Paths



You can use the flight paths to explore majors and courses related to the issues that you care about!

**Healthy
Communities**

**Scientific
Discovery
& Sustainability**

**What issues
and interests
drive you?**

**Public Policy,
Society
& Identity**

**Industry,
Entrepreneurship
& Innovation**

**Media, Art
& Expression**

**Global
Connections**



Flight Paths and Core Education

Global Connections Flight Path



INTL 101: Introduction to
International Issues



Satisfies a social science
and GP requirement for
core education

Scientific Discovery & Sustainability Flight Path



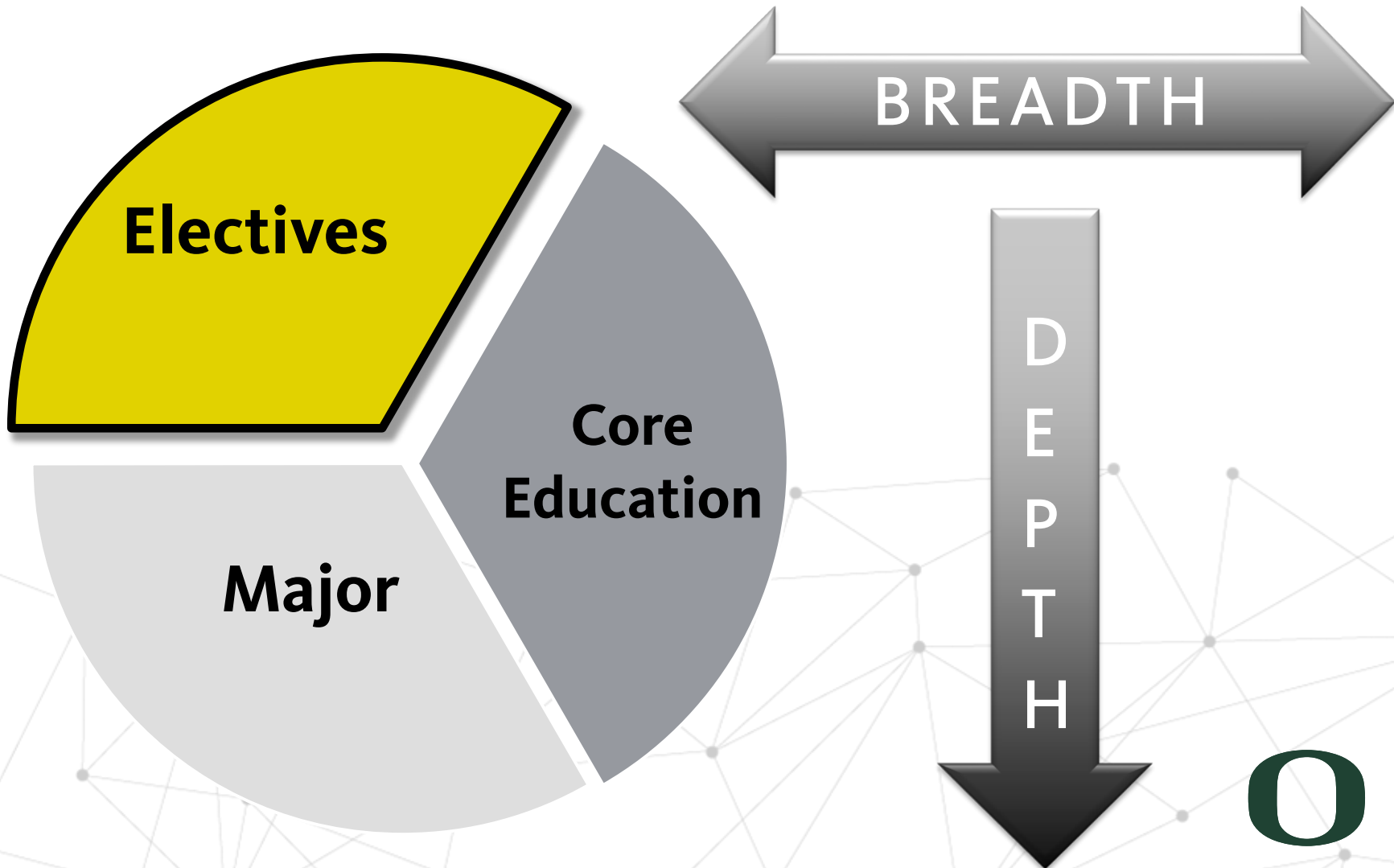
CH 221:
General Chemistry I



Satisfies a science
requirement for
core education



Electives



Electives could be...

- Exploration
- Minor courses
- Study Skills
- Physical Education
- Music (performance)
- Art (production)






Study Skills Courses

- Tackling Texts/Tests/Time
- Inside Higher Education
- Memory Upgrade
- Money Matters
- Speed Reading

Find these course
under
UGST 199 or 399



One Academic School Year



Each term= 10 weeks of classes
(11th week is finals week)

Week 1

Receive
course
syllabi

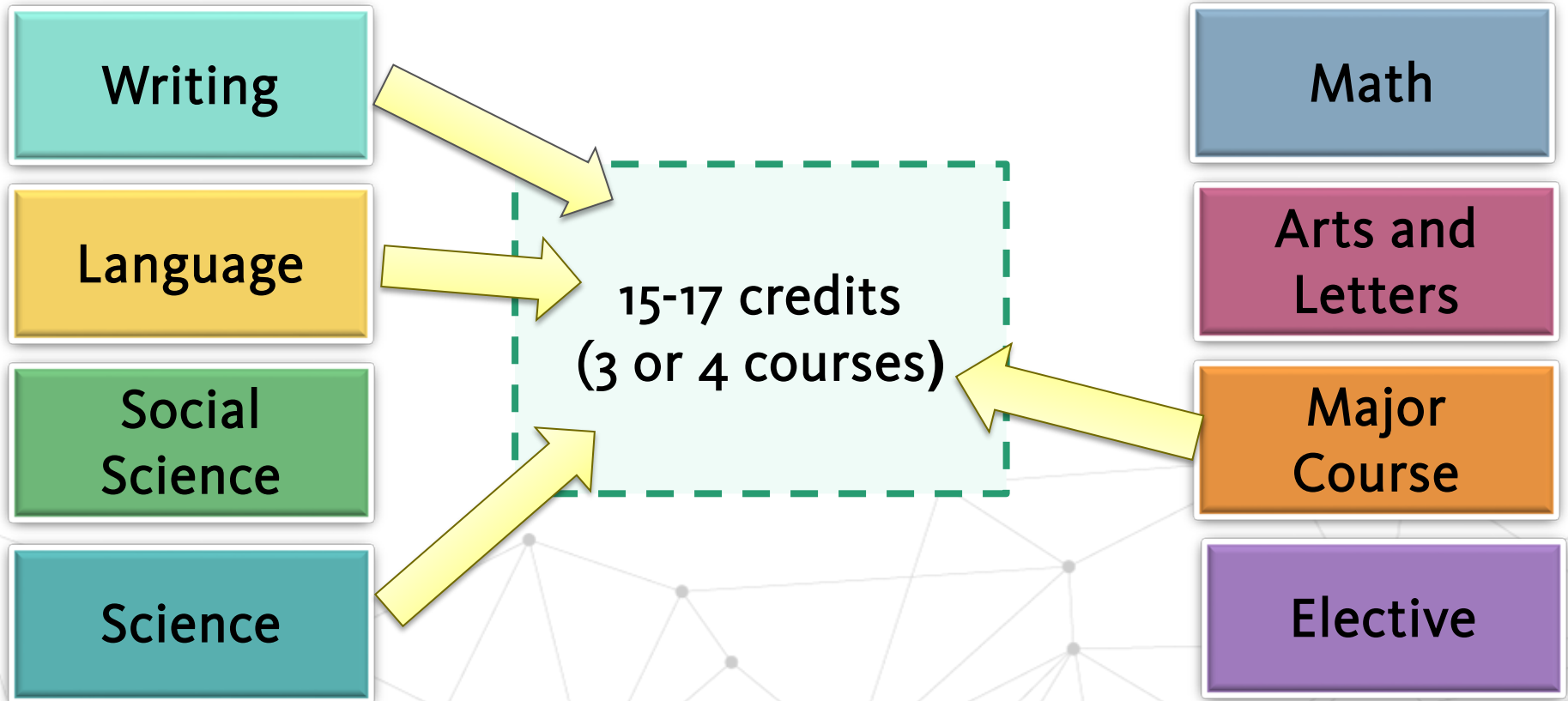
Weeks 1-10

Assignments,
papers and exams

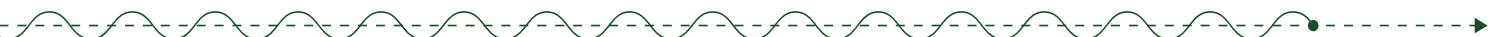
Week 11

Final exams,
papers and
projects


Build a Fall Schedule




Sample Fall Schedule



Subject	Number	Title	Credits	Requirement
HIST	396	Samurai in Film	4	Social Science
BI	123	Biology of Cancer	4	Science
PS	367	Science & Politics Climate Change	4	Major
MATH	105	University Math I	4	B.S. Math
		Total Credits	16	



SET YOURSELF UP FOR SUCCESS ...



Manage Your Time

When considering your time spent, don't forget to take into account:

- Class time
- Reading time per class
- Practice problems or draft essays
- Group project meetings
- Daily exercise: 30-60 min
- Budgeted self-care
- Work
- Off-campus commitments: Delay until Winter Term
- Sleep: 10pm to 7am
- Eat

Registration Planning

BUILD YOUR FIRST-TERM SCHEDULE

Follow the steps on the following pages to create a list of possible courses (include subject code, course number, and titles) you wish to take in your first term. You will work with your academic advisor to select courses from this list that you will take next term. Most students register for four courses (16 total credits) each term. For assistance in using DuckWeb and registering for courses, see page 25.

Steps to consider	Courses and questions
1. First-Year Interest Groups (FIGs), Academic Residential Communities (ARCs), and Runways Transfer students should skip step 1. If you are registered for or are considering a first-year interest group (FIG), list each course (e.g., World within Us: ANTH 161 Introduction to Cultural Anthropology, PSY 202 Mind and Society, ANTH 199 College Connections). See pages 30–31 for the list of FIGs. _____	
Transfer Students If you have • completed all the writing requirements, skip step 2 and proceed to step 3 • earned credits for only WR 121, complete step 2; you are eligible to register for WR 122 or 123	
2. Writing List the writing courses you are eligible to take. See page 11 to determine which writing course to take first.	
3. Second Language List the language course(s) you would like to take. See pages 12–13 to determine if you must take a language placement test.	Example: JPN 101 First-Year Japanese
4. Mathematics/Computer and Information Science List the mathematics course(s) you would like to take. See pages 14–15 to determine if you must take a mathematics placement test.	Example: MATH 105 University Mathematics I
5. Area-Satisfying Choose several courses from each of the core education area-satisfying areas that appeal to you. Transfer students: Choose courses for remaining core education area requirements. See page 16.	Examples: HUM 101, PHIL 123, GEOL 101
6. US: Difference, Inequality, Agency (US); Global Perspectives (GP) Choose several courses from each of the core education multicultural categories that appeal to you. Transfer students: Choose courses for remaining core education US and GP requirements. See page 16.	US example: MUS 270 History of the Blues GP example: ENG 107 World Literature
7. Majors Choose a course in your major or majors that you wish to explore. See page 18.	
8. Explore Possibilities Without considering specific requirements, list courses or subject areas you would enjoy. See page 17 (electives). See page 30 (first-year opportunities).	

Registration

DUCKWEB CLASS REGISTRATION INSTRUCTIONS

1. Go to duckweb.uoregon.edu.
2. Enter your nine-digit UO ID number, your six-character personal access code (PAC), and click on "Log In."
3. Click "Student Menu," "Registration Menu," "Add/Drop Classes," select the term you wish to register for, then click "Submit."
4. The first time you log into DuckWeb to register for courses, a PIN is required. If your advisor did not already remove the PIN for you, you'll need to enter the six-digit PIN they provided you and then click "Submit."

Gen Ed Requirement:

Credits:

Start Time:

End Time:

Days:

Arts & Letters Group >1

not selected

Arts & Letters Group >1

Social Science Group >2

Science Group >3

☐ 4
☐ 00
☐ 00
☐ T

5. You may add courses by entering the course reference number (CRN) of the courses you wish to take, or you may also scroll to the bottom of the screen and click "Class Search" to search for courses by subject, core education requirements, course number, and so forth.

Select	CRN	Subj	Crse	Cred	Title	Days	Time	Seats		Instructor
								Rem	Cap	
	10548	ARH	204	4 000	Hist Western Art I >*	MWTF	02:00pm-02:50pm	20	49	Jeffrey Murat (P)
	10549				* Dis	M	00:00am-05:00am	22	25	TBA
	10551				* Dis	T	02:00pm-2:50pm	22	25	TBA
	10552				* Dis	W	00:00am-05:00am	2	24	TBA
	10553				* Dis	T	00:00pm-05:00pm	2	25	TBA
	10554				* Dis	R	00:00pm-05:00pm	22	25	TBA
	10555				* Dis	M	03:00pm-03:50pm	2	25	TBA
	10557	ARH	209	4 000	Hist of Japanese Art >* >IC	TR	02:00pm-03:20pm	20	50	Akira Waiiley (P)
	10558				* Dis	W	02:00pm-2:50pm	8	25	TBA
	10559				* Dis	M	00:00am-05:00am	2	25	TBA
	10560				* Dis	F	09:00am-09:50am	23	25	TBA
	10561				* Dis	M	03:00pm-03:50pm	2	25	TBA
	10562				* Dis	F	09:00am-09:50am	25	25	TBA
	10564				* Dis	F	00:00am-05:00am	2	25	TBA

Questions?



UNIVERSITY OF
OREGON

Next Steps



1. Check your badge label for your advising time and location
2. Attend advising appointment
 - Be on time
 - Bring your workbook and your ideas
3. Register for classes in Knight Library (Edmiston Room)

GO DUCKS!

OFFICE OF ACADEMIC ADVISING

101 Oregon Hall
advising.uoregon.edu

